



# FCW3710p



<b>Date:</b>	
<b>Type:</b>	
<b>Fixture:</b>	
<b>Project:</b>	

**Approved:**

FCW3710p Exterior Decor is a small slim profile, die-cast aluminum 10 inch square fixture and is IP65 rated. This ADA compliant, easy to install fixture has an impact resistant lens and provides ample lighting for ceiling, wall or surface mounting. It offers finish options and color temperatures to support a wider variety of application specifications.


**SPECIFICATIONS** **EOL**

PHYSICAL	
<b>lengths/dimensions</b>	fixture: 9.45" Sq x 1.77" D
<b>weight</b>	1 lbs
<b>housing</b>	marine grade, corrosion resistant, heavy gauge high pressure die cast aluminum
<b>lens</b>	impact and vandal resistant, UV stabilized, white opal, polycarbonate
<b>mounting</b>	ceiling, wall or surface mount applications: mounting holes allow unit to be attached directly to octagonal junction box
<b>ingress protection</b>	IP65 Rated. Suitable for wet, damp or dry location application, with extruded silicone gasket to seal out contaminants
<b>finish</b>	six stage chemical iron phosphate substrate pre-treatment process with UV stable, polyester powder coat

PERFORMANCE					
<b>color temperature</b>	2700K	3000K	3500K	4000K	
<b>lumen output</b>	2010 lm				
<b>lifetime</b>	> 70,000 hours / L70 or better				
<b>color consistency</b>	3 SDCM / 85CRI   optional: 90CRI				
<b>operating temperature</b>	-13°F to 104°F (-25°C to 40°C)				
<b>junction temperature</b>	73°C @ T <sup>a</sup> 25°C				
<b>warranty</b>	5 year limited warranty (refer to website for details)				

ELECTRICAL	
<b>input voltage</b>	standard: Universal 120-277VAC   optional: 347VAC (remote only)
<b>power supply</b>	integral Class II, electronic high-power factor > 94% @120V
<b>certifications</b>	CEC Title 24 JA8 compliant (only 90CRI complies), ADA Compliant
<b>standards</b>	IES LM-79 / LM-80
<b>power consumption</b>	24W @ 120V
<b>dimming interface</b>	standard: 0-10V (10%)   optional: ELV (120V only)/DMX (remote only)/DALI (remote only)

Due to continuous development and improvements, specifications are subject to change without notice. FC Lighting reserves the right to change lab test details or specifications without notice. Product use certifies agreement to FC Lighting terms and conditions.



## Ordering Information

### ORDERING INFORMATION

FCW3710p											
SERIES	VOLTAGE		CCT / LUMENS			CRI		FINISH		OPTIONS	
<b>FCW3710p</b>	<b>UNV</b>	Universal 120V-277V AC	<b>LED</b>	<b>27K</b>	<b>2010</b> lm (24W)	<b>CRI85</b>	85 CRI (Standard)	<b>BK</b>	Black	<b>LD</b>	0-10V Dimming (10%) (Standard)
	<b>347V</b>	347V (remote)		<b>3K</b>		<b>CRI90</b>	90 CRI	<b>BZ</b>	Bronze	<b>ELV*</b>	ELV Dimming* (120V only)
				<b>35K</b>				<b>CC</b>	Custom Color	<b>DMX</b>	DMX Dimming (remote only)
				<b>4K</b>				<b>SL</b>	Silver	<b>DALI</b>	DALI Dimming (remote only)
								<b>WH</b>	White	<b>BBUR</b>	Battery Backup (Remote only)


\* consult factory for lead time

Due to continuous development and improvements, specifications are subject to change without notice. FC Lighting reserves the right to change lab test details or specifications without notice. Product use certifies agreement to FC Lighting terms and conditions.



US Commercial Lighting Manufacturer Since 1982

**Specification Sheet**



# Dimensions

PRODUCT DIMENSIONS - STANDARD PRODUCT		MOUNTING - <i>j-box sold by others</i>	
width	9.45" W	mounting plate width	9" W
depth	1.77" D		

9.45 in

9.45 in  
1.77 in


  

9 in  
3.5" Ø  
2.75" Ø

9 inch mounting plate:  
mounts flush to surface,  
included with fixture.

3.5" or 2.75" mounting diameter

Due to continuous development and improvements, specifications are subject to change without notice. FC Lighting reserves the right to change lab test details or specifications without notice. Product use certifies agreement to FC Lighting terms and conditions.



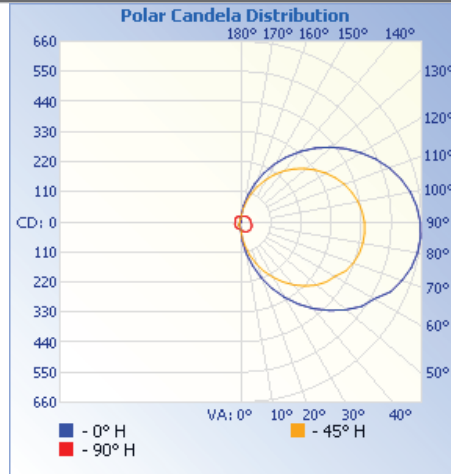
# Photometry

## OPTICAL DISTRIBUTION

<b>lumen output</b>	2010 Lm @ 3000K
<b>power consumption</b>	24W

Illuminance at a Distance			
	Center Beam fc	Beam Width	
1.7ft	9.94 fc	4.8 ft	4.9 ft
3.3ft	2.64 fc	9.3 ft	9.5 ft
5.0ft	1.15 fc	14.1 ft	14.4 ft
6.7ft	0.64 fc	19.0 ft	19.3 ft
8.3ft	0.42 fc	23.5 ft	23.9 ft
10.0ft	0.29 fc	28.3 ft	28.8 ft

■ Vert. Spread: 109.5°  
■ Horiz. Spread: 110.5°



illuminations testing laboratory: Report #2312

FCW3710p

FIND IES FILES ON FCLIGHTING.COM



Due to continuous development and improvements, specifications are subject to change without notice. FC Lighting reserves the right to change lab test details or specifications without notice. Product use certifies agreement to FC Lighting terms and conditions.

 US Commercial Lighting Manufacturer Since 1982

**Specification Sheet**